

COVID-19 Situation, Thailand

19 January 2022

Based on data as reported by the CCSA

2,331,414 total confirmed cases



21,938 total deaths

Daily average reported from 13 to 19 January 2022 (compared to week prior)

 7,275 new cases (7,136)  2%

 14 deaths (14)  0%

 5,318 people recovered (3,044)  75%

 365,250 vaccinations (389,579)  6.2%
(11 to 17 January 2022)

Main messages

| Community transmission of omicron in most provinces |

| RTG encourages COVID-free setting and booster vaccinations |

| Get vaccinated, maintain universal precautions and stay informed |

Contents COVID-19 Update

- [Situation Analysis](#)
- [Global situation](#)
- [National situation](#)
- [Provincial situation](#)
- [COVID-19 amongst overseas arrivals and migrants](#)
- [Vaccination situation](#)
- [RTG policy updates](#)
- [Explainers](#)

All data from the RTG MoPH unless otherwise stated

Situation Analysis

- The average number of new COVID-19 cases reported per day only increased by 2% in the past 7 days compared to the previous week. The previous steep rise in cases has therefore not been maintained; it has plateaued. The reason for this is not completely clear, but is likely due to a combination of factors, including an effect of previously introduced public health and social measures, current strong adherence to personal protective measures by members of the public and increasing vaccination rates.
- The average daily number of 'active' COVID-19 cases (78,439) over the last seven days increased by 49% compared to the previous week. However, the actual number of daily active cases peaked on 17 January at 82,210 and decreased again today, reflecting a greater number of discharged patients than new cases being admitted both yesterday and today.
- An average of 14 daily deaths have been reported over the last seven days, the same as the average number of deaths reported for the previous week.
- The number of severe COVID-19 cases reported today (511) is only 9.1% of the highest number ever reported (5,626) on 16 August 2021. However, the number of severe cases currently receiving hospital care are no longer decreasing.
- The number of ventilated cases reported today (113) is only 9.6 % of the highest number ever reported, (1,172) on 15 August 2021. However, there has been little change in this daily number in the past 10 days.
- The daily number of imported COVID cases detected in quarantine has been decreasing. There is still a high PCR test-positivity rate in international travelers arriving in Thailand, but also relatively fewer people travelling.
- Community transmission of COVID is still occurring in most provinces in Thailand.
- COVID-19 vaccination rates continue to rise and are expected to significantly reduce levels of severe illness and deaths caused by all currently circulating COVID-19 strains, including VoC Omicron. High vaccination rates will also help to reduce the transmission of COVID-19. However, vaccination rates are still low in some provinces and in some important risk groups..

Global COVID-19 (total) cases, deaths and vaccinations to date: chart showing cases reported per week (18 January 2022)

328,532,929 confirmed cases

1,586,889 new cases in last 24 hours

In the past week **new cases increased 20%** compared to the previous week

5,542,359 deaths

5,255 new deaths in last 24 hours

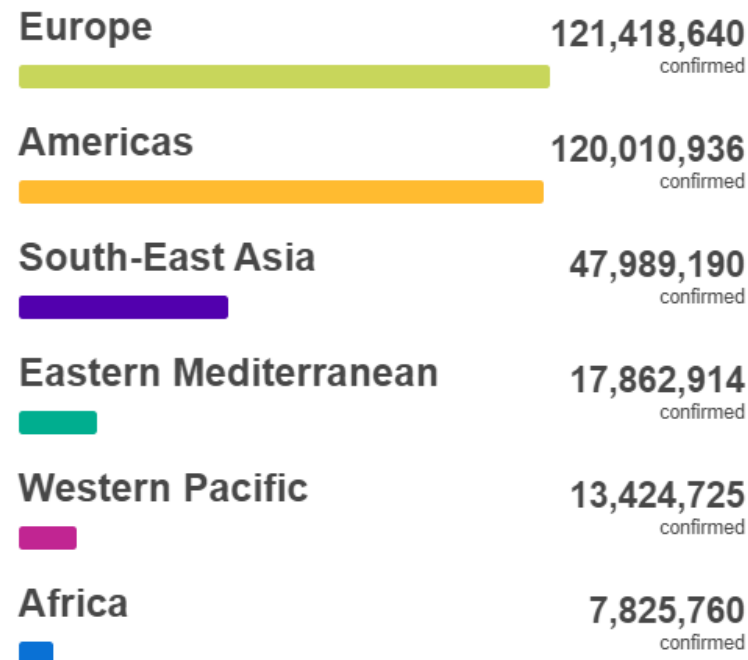
In the last week new **deaths increased 0.9%** a decrease from **1.5%** previously

9,395,059,118 vaccine doses administered (16 Jan)

3,941,370,472 people fully vaccinated.

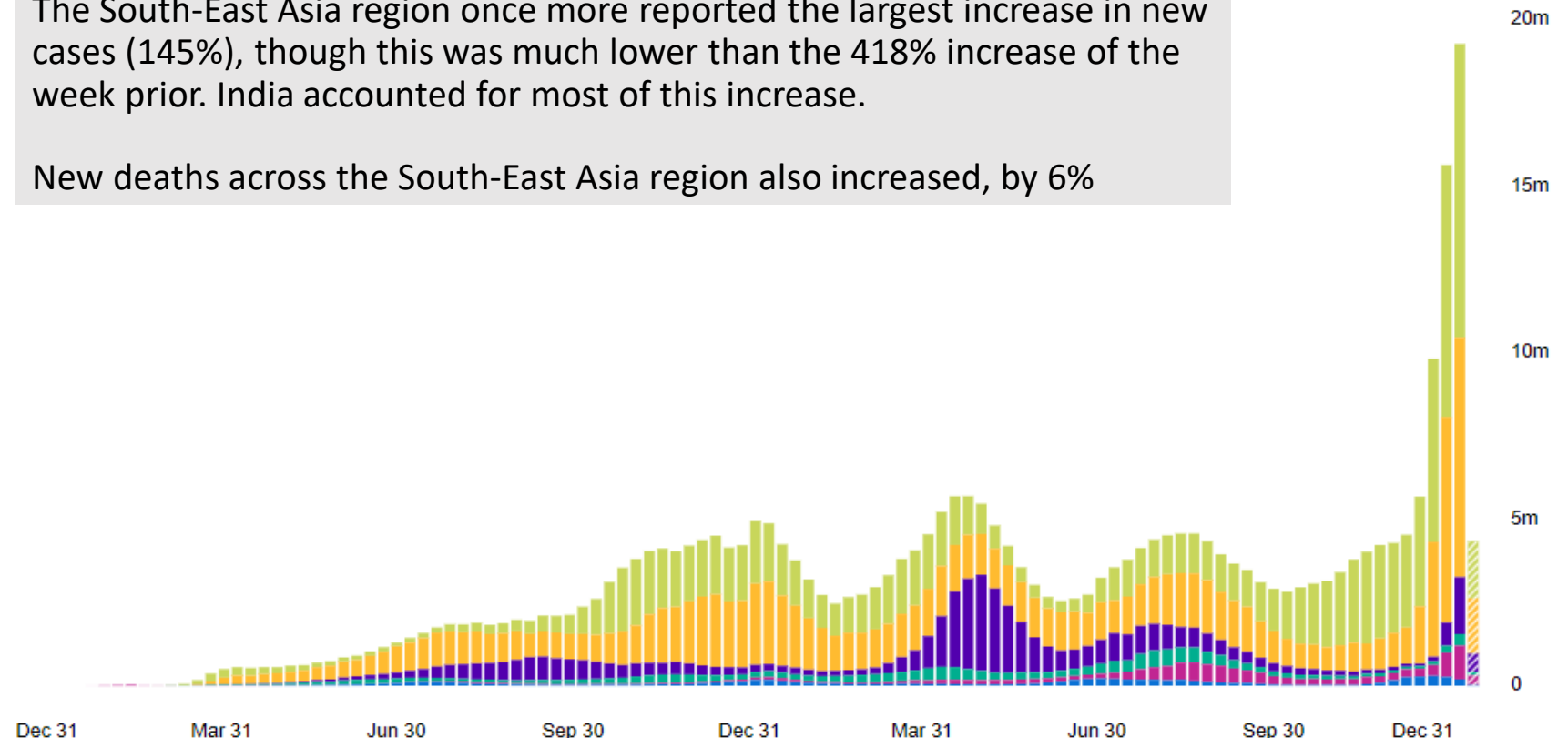
Approximately **50% of the world population** (7.9 billion)

Situation by WHO Region



The South-East Asia region once more reported the largest increase in new cases (145%), though this was much lower than the 418% increase of the week prior. India accounted for most of this increase.

New deaths across the South-East Asia region also increased, by 6%

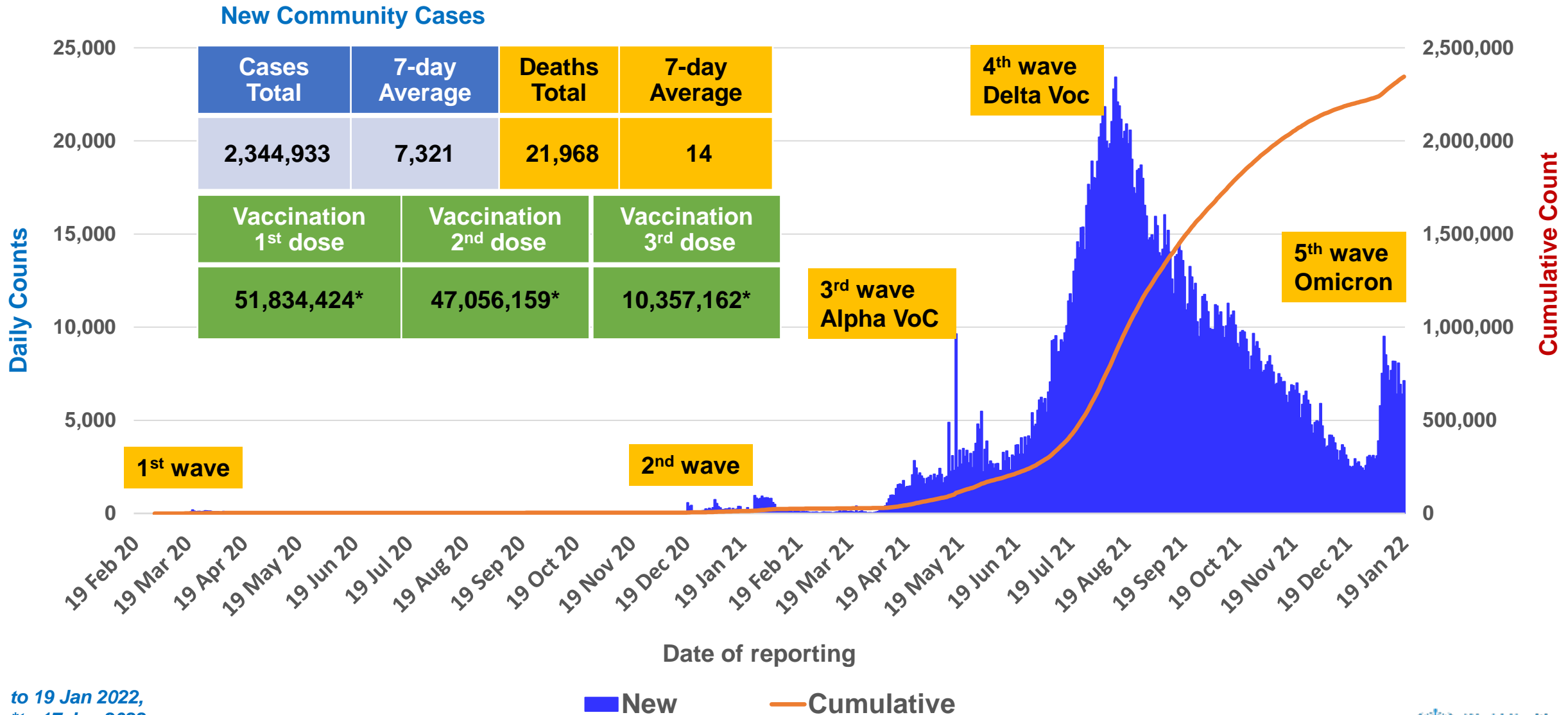


<https://covid19.who.int/>



National Situation

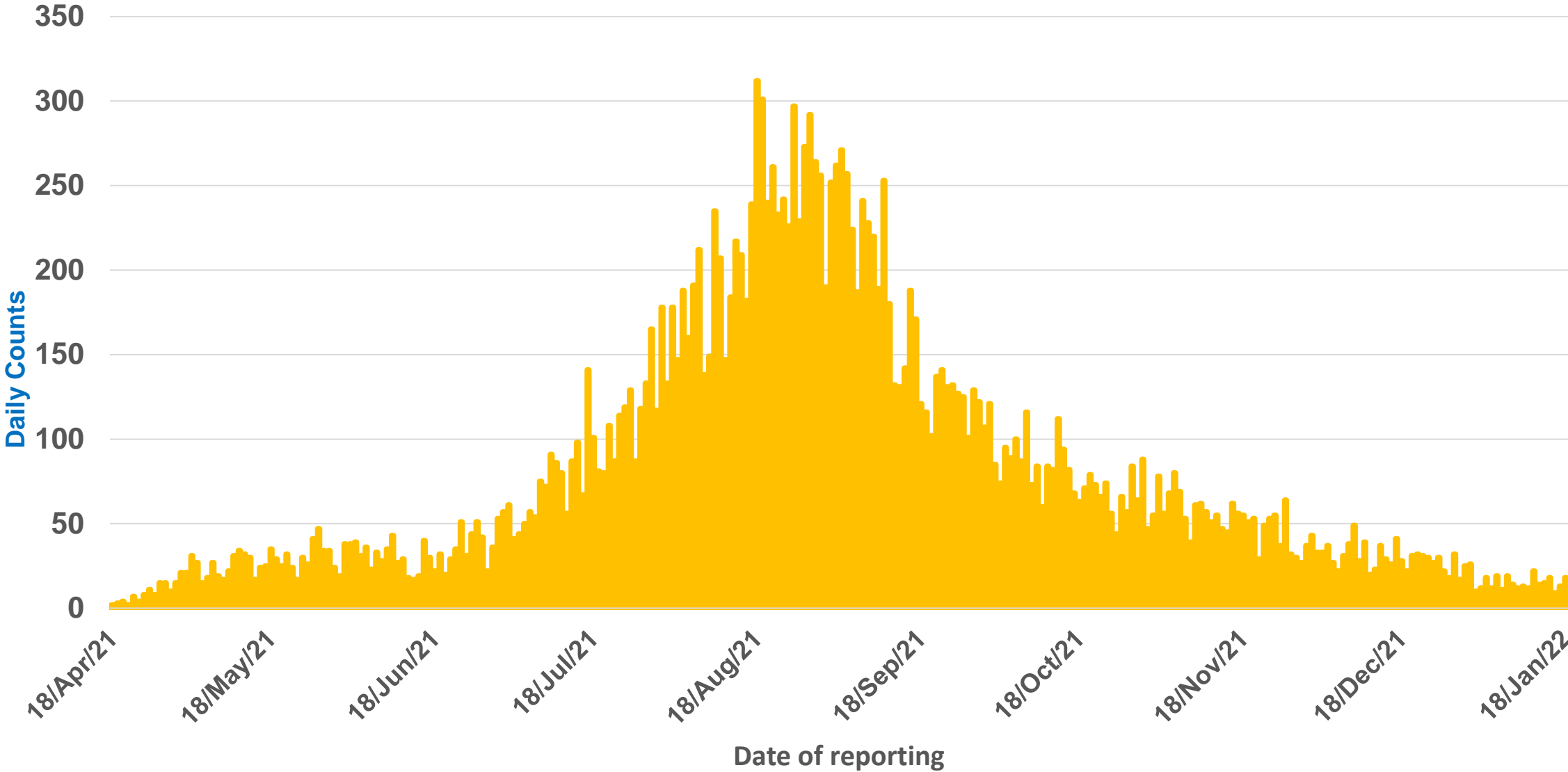
Thailand COVID-19 cases, deaths and vaccinations to date: chart showing cases per day



to 19 Jan 2022,
*to 17 Jan 2022
source MoPH

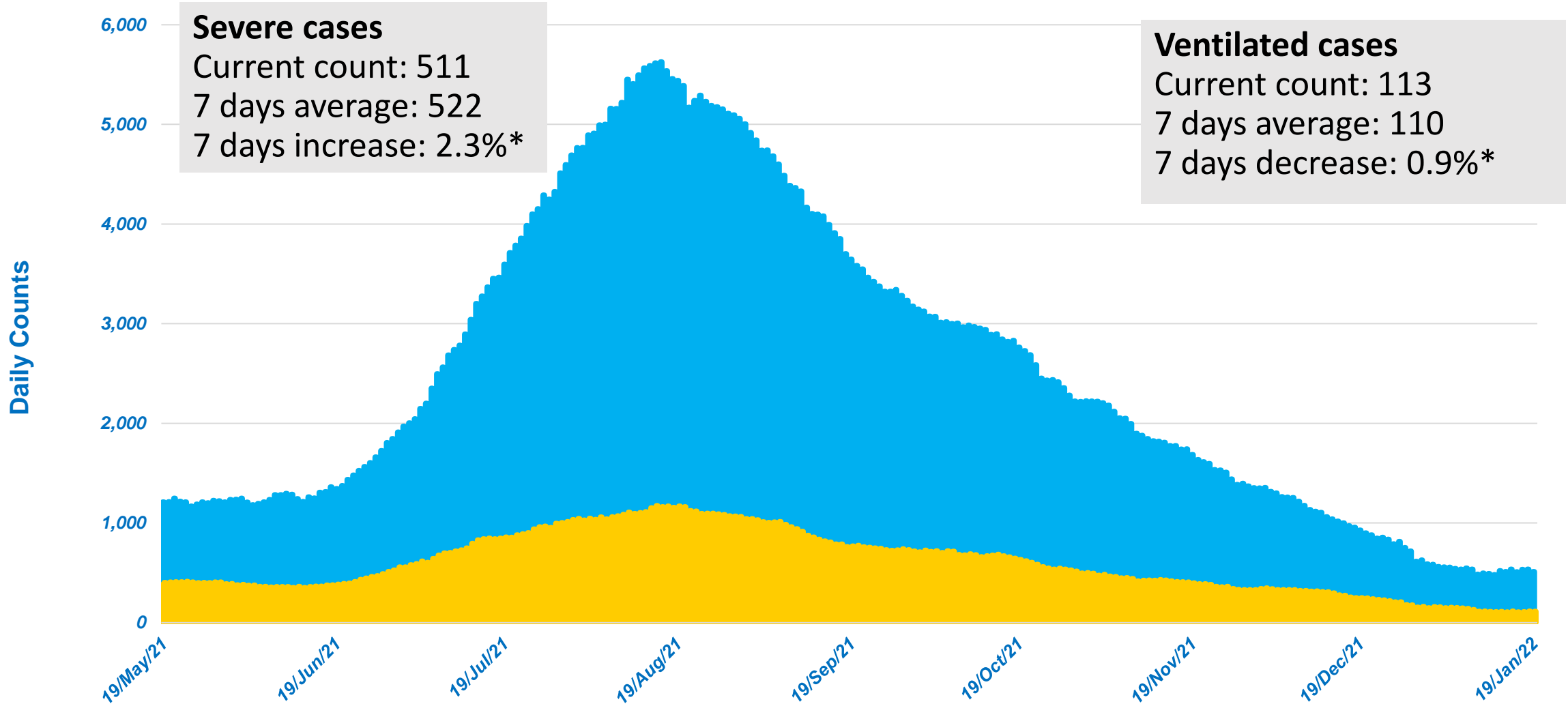
[Back to Contents](#)

Daily reported COVID-19 deaths in Thailand since April 2021



to 19 Jan 2022
Source MoPH

Daily severe & ventilated Covid-19 cases (bed occupancy)

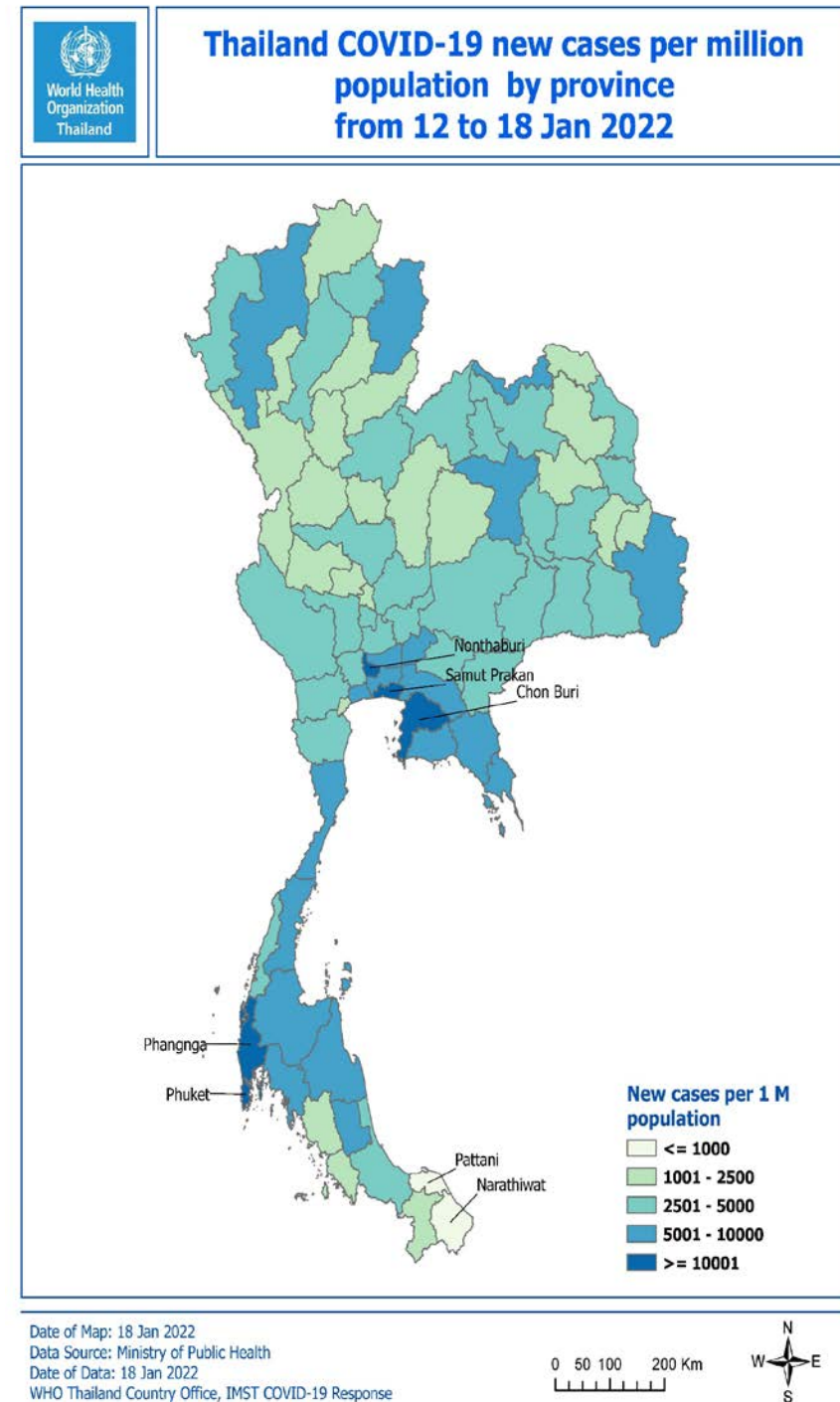


Provincial situation

Map of new cases per million population by province; 12th – 18th January 2022

- There is widespread ongoing transmission across Thailand
- Tourist destinations of Phuket and Phangnga in the south and Chonburi in the South-East, together with Nonthaburi and Samut Prakan are reporting the highest levels of cases per population
- Medium and higher levels of cases per capita are now being reported across a greater number and a geographically wider range of provinces compared to the previous week
- Provinces reporting lower cases per capita are in the north, north central and north-eastern areas.
- Provinces reporting the lowest rates of new cases per capita are in the far southern provinces of Pattani and Narathiwat

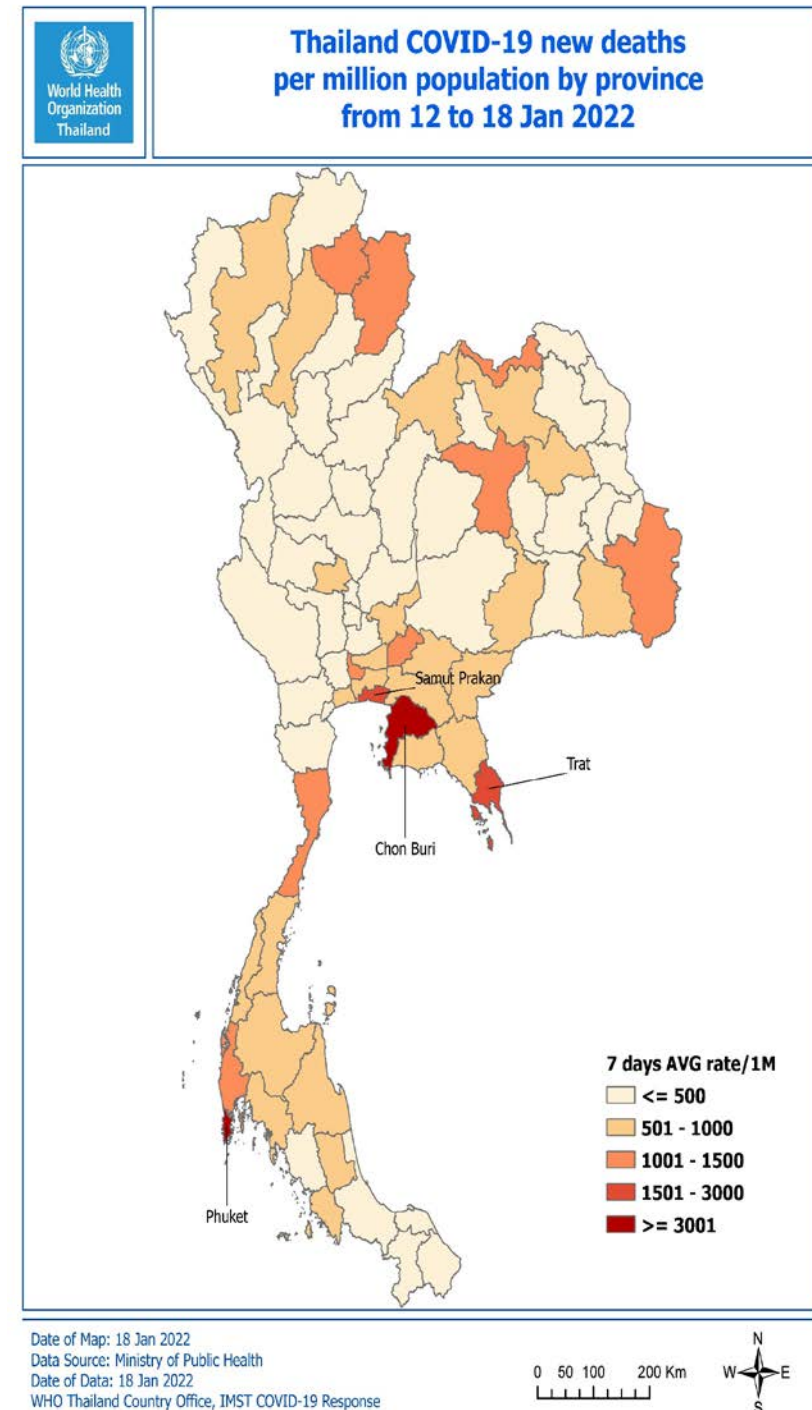
Source MoPH



Map of new deaths per million population by province 6th to 12th January 2022

- The distribution of new deaths per capita by province is similar to the previous week.
- Chonburi and Phuket have greatest number of new deaths per capita mirroring the provinces with the largest number of new cases. Trat also reported a relatively high burden of new deaths per capita in the last week
- Lower rates of deaths are being reported across northern, central, western, eastern and southern provinces

Source MoPH



COVID-19 amongst overseas arrivals and migrant groups

COVID-19 cases in air traveler arrivals into Thailand

Top 5 countries with the highest infection rate 1st – 13th January 2022

	Origin country	Number of travelers	Infected persons	Infection rate (%)
1	Australia	2,019	164	8.1%
2	UK	5,008	338	6.8%
3	USA	5,458	298	5.5%
4	Sweden	3,622	162	4.5%
5	Germany	5,864	256	4.4%
	Others	81,694	2,206	2.7%
	Total	103,665	3,424	3.3%

CCSA 14 January 2022

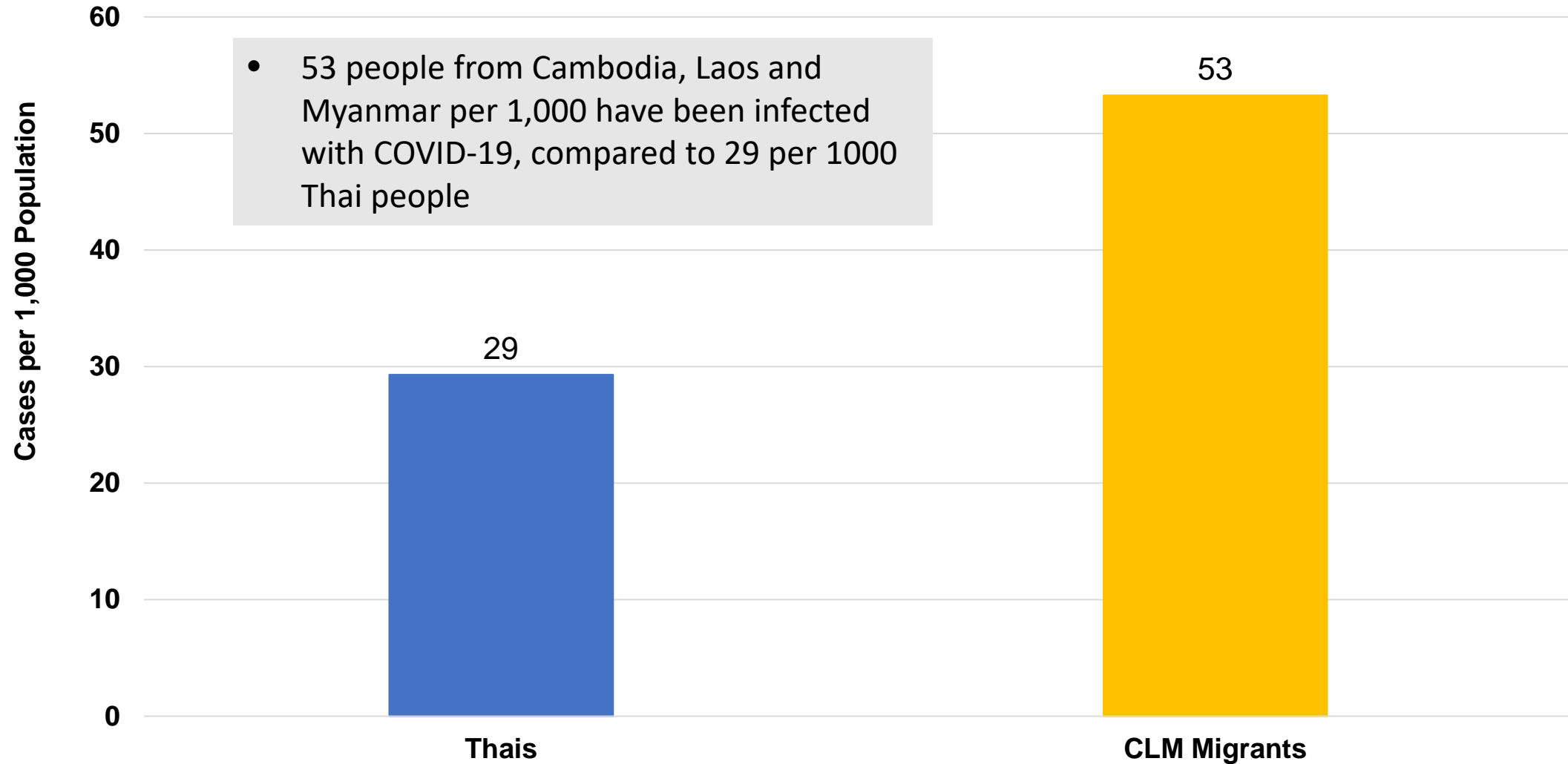
Number of infected traveler arrivals by entry scheme November-December 2021 January 2022

Entry Scheme	November 2021		December 2021		January 2022	
	*Cases/ ^All Arrivals	%	*Cases/ ^All Arrivals	%	*Cases/ ^All Arrivals	%
Test & Go	83/ 106,211	0.08 %	923/ 240,552	0.4%	2,285/ 63,142	3.6%
Sandbox	44/ 21,438	0.2%	158/ 42,867	0.4%	1,545/ 41,184	3.8%
Quarantine	44/ 5,412	0.8%	219/ 7,198	3.0%	349/ 17,319	2.0%
Total	171/ 133,031	0.1%	1,300/ 290,617	0.5%	4,179/ 121,645	3.4%

*Cases amongst air passengers who test positive during their entry scheme stay
^All air passenger arrivals

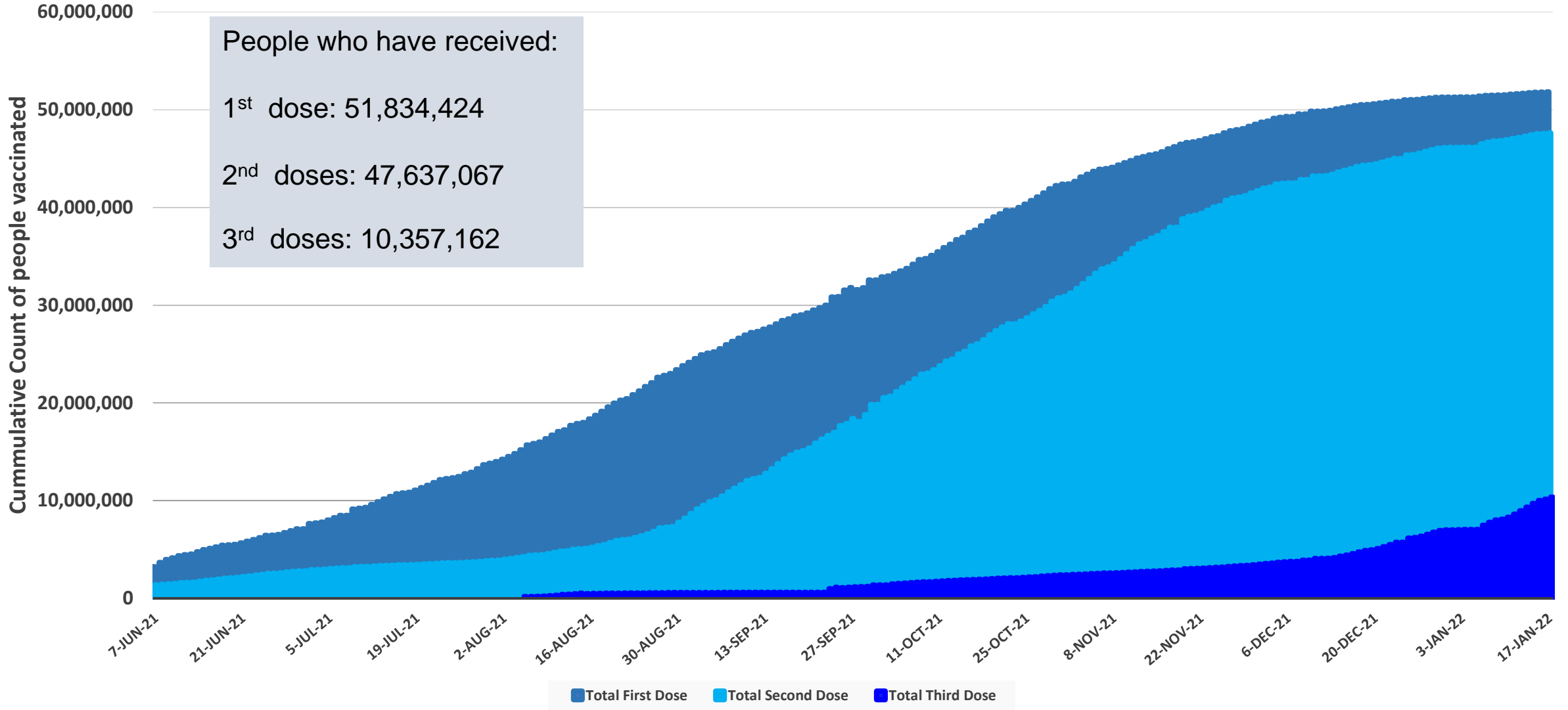
CCSA 17 January 2022

Cases per 1,000 population in Thailand from CLM Migrants (Cambodia, Laos and Myanmar)



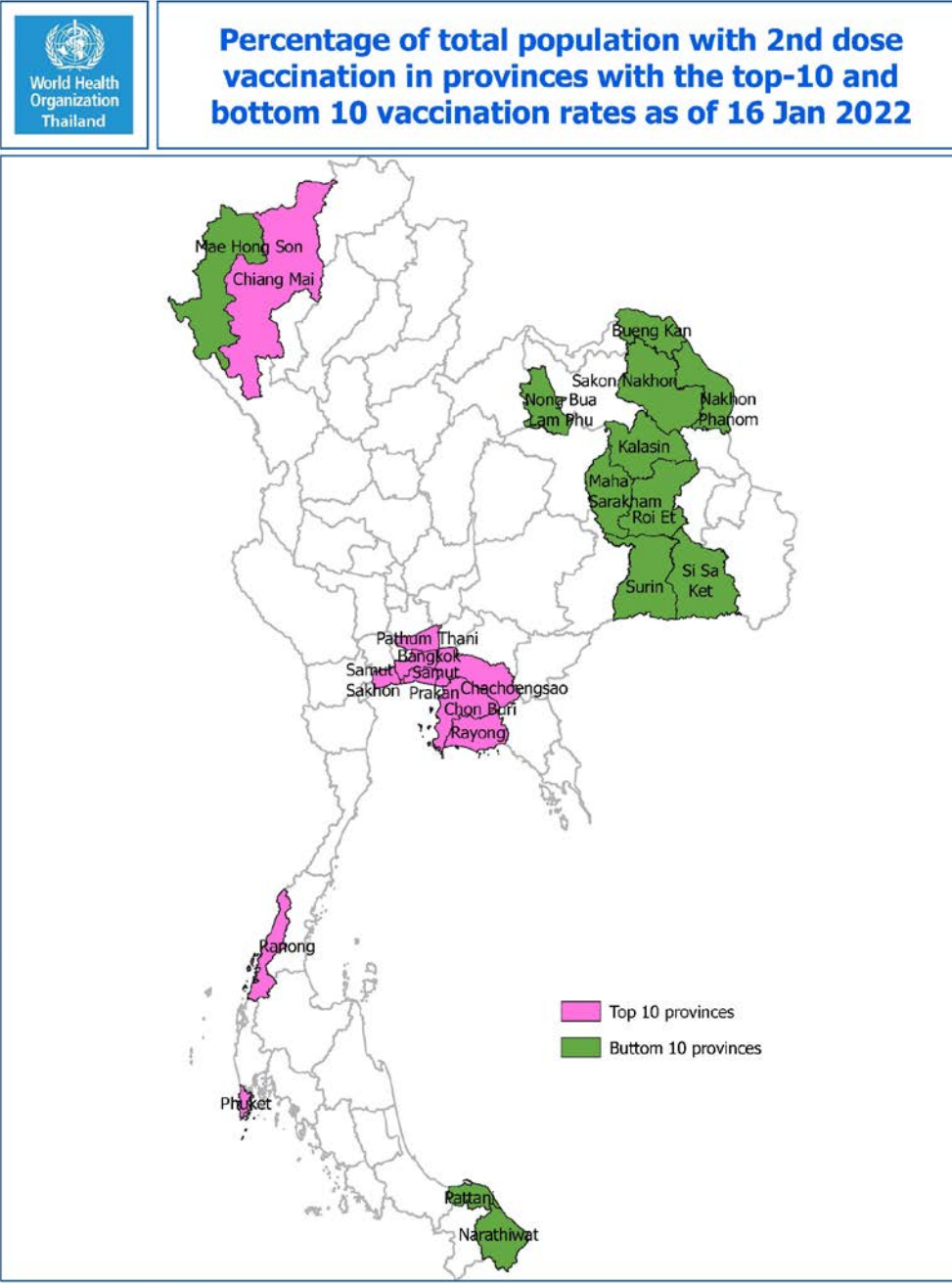
Vaccination

National COVID-19 Vaccination Coverage

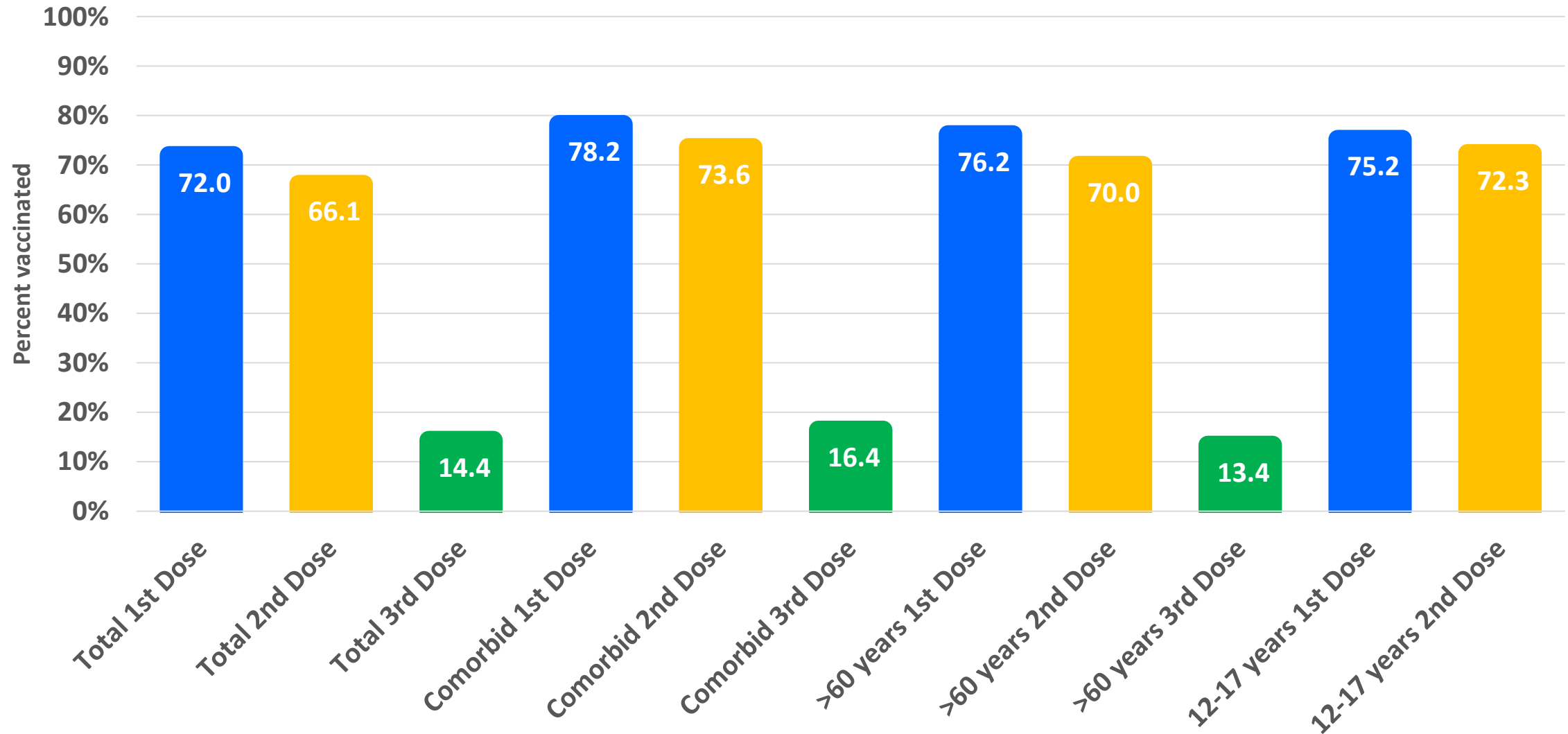


Map showing the proportion of people who received 2 vaccine doses in the 10 provinces with the highest coverage and the 10 provinces with the lowest vaccination coverage - as of the 16th January 2022

- The distribution of the provinces with the highest and lowest 2-dose vaccination coverage per capita is similar to the previous week.
- The highest rates of two-dose vaccination coverage is found in Chiang Mai in the north, the Bangkok Metropolitan Area, the southern province of Ranong and the tourist destination and ‘Sandbox’ province of Phuket
- The lowest two-dose vaccination rates are in the rural eastern and far northern provinces and in two of the southern-most provinces bordering Malaysia.



Vaccination coverage among high risk groups & adolescents (1st dose, 2nd doses, 3rd doses)



To 17 Jan 2022
Source: MoPH

Policy Update

Recommendations for COVID-19 booster dose

***For those who have received the same type of vaccine as primary doses.**

1 st and 2 nd dose	3 rd dose	Interval
Sinovac – Sinovac Sinopharm – Sinopharm	AstraZeneca/ Pfizer/Moderna	At least 4 weeks after 2 nd dose
AstraZeneca – AstraZeneca	Pfizer/Moderna	At least 3 months after 2 nd dose
Pfizer – Pfizer Moderna – Moderna	Pfizer/Moderna	At least 6 months after 2 nd dose

***For those who have received different types of vaccine as primary doses.**

1 st and 2 nd dose	3 rd dose	Interval
Sinovac/Sinopharm – AstraZeneca	AstraZeneca/ Pfizer/Moderna	At least 3 months after 2 nd dose
Sinovac/Sinopharm – Pfizer	Pfizer/Moderna	At least 3 months after 2 nd dose
AstraZeneca – Pfizer	Pfizer/Moderna	At least 6 months after 2 nd dose

#Booster dose vaccine management by the MOPH in January 2022

1. People whose booster dose is due
 1. People who received Sinovac + AZ in August-October 2021 are to mainly receive AZ as a booster dose.
 2. People who received 2 doses of AZ vaccines in August-October 2021 are to mainly receive Pfizer as a booster dose.
 3. People who received 2 doses of Sinovac or Sinopharm vaccines with at least 4-week interval are to mainly receive AZ as a booster dose.
2. Booster dose vaccination in previously infected people
 1. AZ will be the booster dose for partially vaccinated people or people who were fully vaccinated for less than 2 weeks before infection.

**Department of Disease Control, 17 Dec 2021*

#CCSA 14 January 2022

Thailand Entry Requirements

Entry measures enforceable from January 11, 2022 onwards

Sandbox

- Remain in the Sandbox area for 7 days before traveling to other areas.
- Current Sandbox areas include Phuket, Krabi, Phang-nga and Surat Thani (Samui, Tao, Pha-ngun islands)

Conditions

1. Passport
2. Proof of vaccination
3. Accommodation proof (SHA Extra+/AQ 7 days + 2 RT PCR tests + transportation)
4. Insurance coverage of at least 50,000 USD (not for Thais)
5. RT PCR result 72 hours prior to departure (except children aged below 6)
6. Visa (if needed)

Alternative Quarantine

- Quarantine 7 days for fully vaccinated people.
- Quarantine 10 days for fully vaccinated people.

Conditions

1. Passport
2. Proof of vaccination (for people who need to quarantine for 7 days)
3. Accommodation proof (AQ 7/10 days + 2 RT PCR tests + transportation)
4. Insurance coverage of at least 50,000 USD (not for Thais)
5. RT PCR result 72 hours prior to departure (except children aged below 6)
6. Visa (if needed)

Notes:

- SHA is a certificate given by the Tourism Authority of Thailand (TAT) to hotels and services that meet pandemic-level safety and health standards. SHA Extra+ are additional measures that includes at least 70% of staff are fully vaccinated and the hotel has a partnership with certified hospitals able to provide PCR testing
- AQ is Alternative Quarantine in government approved hotels providing COVID-19 level safety and health standards
- The second RT-PCR test is required for Day 5-6 for all travelers.
- Close monitoring and tracking is necessary. Now, we can track 100% of the travelers through the Mo Chana application

EXPLAINER: Omicron

Can we completely eradicate COVID-19?



No, it's very unlikely. But with more and more people having immunity, COVID-19 will likely eventually become endemic, meaning the virus will continue to circulate year on year in the population. However, with high levels of vaccination, there should be low rates of hospitalisation and deaths.

- It's unlikely that COVID-19 will ever be completely eradicated, even with very high levels of vaccination. Instead, as vaccination coverage improves and with the emergence of the less severe omicron strain, countries are starting to look at ways to 'live with COVID-19'.
- However, the COVID-19 pandemic is far from over and there still remains a long way to go. In many countries including Thailand, there remain areas and groups with low vaccination coverage. While the pandemic continues, with high case counts and deaths still being reported, global and national public health authorities will continue to prioritise vaccination to those most at risk as well as encouraging strict adherence to the public health and social measures that we know are effective at limiting person-to-person transmission.
- In the longer term, it is quite likely that COVID-19 will become an endemic disease with SAR-CoV-2 virus infections, (including new mutations and variants), occurring from time to time in different places. This pattern is also seen with diseases such as measles, which with good vaccination coverage is seldom reported, but in populations with low vaccination can appear and cause outbreaks. However, unlike the single course of vaccination normally given in childhood for measles, it appears more likely that protection against COVID-19 outbreaks in the future will require regular vaccination, possibly every year. This would be similar to seasonal influenza vaccination, which because of the high rate of influenza virus mutation requires annual vaccination to keep you protected against the most important circulating strains.
- If COVID-19 does become endemic in this way and does require regular top-up vaccinations, it's expected that hospitalisation and deaths will be lower lower than in the current pandemic, especially if people continue to be vaccinated.

Whether the virus will become endemic will depend upon a number of different factors, including the level of immunity in a community, both through vaccination and through previous infection. The evolution of the virus and the emergence of new variants will also play a role. It remains to be seen if vaccines continue to be effective against further new, emerging variants. This makes it even more important to interrupt and reduce levels of transmission so that the virus has fewer chances to mutate.

- Everyone should get vaccinated. Even when vaccinated, everyone should also continue to practice the full range of preventive measures (do it all!).
- WHO will consider declaring the end of the 'pandemic' as and when the situation eventually stabilises. This includes reaching far higher global levels of vaccination than currently seen. A WHO committee of experts meet regularly to assess the situation. When these experts determine that COVID-19 is no longer a public health emergency, based on the number of cases being reported, the levels of morbidity and mortality and the levels of vaccination, they will make a recommendation to the Director General, WHO for their ultimate decision.



Click on the image to hear Dr Maria Van Kerkhove, the WHO technical lead for COVID-19, discuss why we should still be concerned about the Omicron COVID-19 variant of concern even if it is milder than the Delta variant.

USEFUL LINKS

- The Thailand COVID19 situation report is available in Thai and English, please [visit](#)
- For regular updates on WHO's response in Thailand, please [visit](#)
- For global figures and technical advice from WHO, please [visit](#)

World Health Organization Country Office for Thailand

4th Fl., Permanent Secretary Bldg.3 Ministry of Public Health,
Nonthaburi, Thailand, 11000. sethawebsite@who.int



We still don't know how long the protection from COVID-19 vaccines lasts, but most people have strong protection against serious illness & death for at least 6 months.

Why?

Immunity may reduce faster in people who are older or who have underlying medical conditions, or who have a high level of exposure to the virus. To protect yourself, get vaccinated AND continue practicing the other protective behaviours against COVID-19.

